

# PRODUCT DATASHEET

## P CLAS A 75 10 W/2700 K E27

PARATHOM® CLASSIC A | LED lamps, classic bulb shape



---

### Areas of application

- Domestic applications
- General illumination
- Outdoor use in suitable outdoor luminaires only

---

### Product benefits

- Low energy consumption
- Easy replacement of classic lamps thanks to compact design
- Instant 100 % light, no warm-up time

---

### Product features

- Professional LED lamps for line voltage
- Not dimmable
- Lifetime: up to 15,000 h
- Good quality of light; color rendering index  $R_a \geq 80$ ; constant chromaticity



## TECHNICAL DATA

### Electrical data

Nominal wattage	10 W
Construction wattage	10.00 W
Nominal voltage	220...240 V
Claimed equiv. conventional lamp power	75 W
Nominal current	84 mA
Type of current	AC
Inrush current	10 A
Operating frequency	50...60 Hz
Mains frequency	50...60 Hz
Max. lamp no. on circuit break. 10 A (B)	92
Max. lamp no. on circuit break. 16 A (B)	147
Total harmonic distortion	150 %
Power factor $\lambda$	> 0.50

### Photometrical data

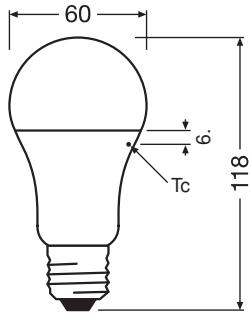
Luminous flux	1055 lm
Nominal useful luminous flux 90°	1055 lm
Luminous efficacy	105 lm/W
Lumen main.fact.at end of nom.life time	0.70
Light color (designation)	Warm White
Color temperature	2700 K
Color rendering index Ra	≥80
Light color	827
Standard deviation of color matching	≤6 sdcn
Rated LLMF at 6,000 h	0.80

### Light technical data

Beam angle	200 °
Warm-up time (60 %)	< 0.50 s
Starting time	< 0.5 s
Rated beam angle (half peak value)	200.00 °

### Dimensions & Weight





Overall length	118.00 mm
Diameter	60.00 mm
Maximum diameter	60 mm
Product weight	32.00 g

### Temperatures & operating conditions

Ambient temperature range	-20...+40 °C
Maximum temperature at tc test point	100 °C

### Lifespan

Lifespan	15000 h
Number of switching cycles	100000
Lumen maintenance at end of serv	0.70
Rated lamp survival factor at 6,000	≥ 0.90

### Additional product data

Base (standard designation)	E27
Mercury content	0.0 mg
Mercury-free	Yes
Design / version	Frosted
Product remark	All technical parameters apply to the entire lamp / Due to the complex production process for light-emitting diodes, the typical values shown for the technical LED parameters are purely statistical values that do not necessarily match the actual technical parameters of each individual product, which can vary from the typical value

### Capabilities

Dimmable	No
----------	----

### Certificates & Standards

Energy efficiency class	A+ <sup>1)</sup>
Energy consumption	10.00 kWh/1000h
Type of protection	IP20
Standards	CE / CB / ERP
Photobiological safety group acc. to EN62778	RG0

<sup>1)</sup> Energy efficiency class (EEC) on a scale of A++ (highest efficiency) to E (lowest efficiency)


### Country-specific categorizations

Order reference	LEDPCLA75 10W/8
-----------------	-----------------

### Energy labelling regulation data acc EU 2019/2015

Light source cap-type (or other electric interface)	E27
Length	118.00 mm
Height	60.00 mm
Width	60.00 mm

### DOWNLOAD DATA

DOWNLOAD DATA	
	PRODUCT DATASHEET

### LOGISTICAL DATA

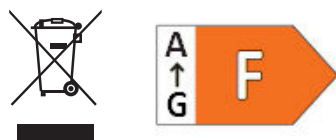
Product code	Packaging unit (Pieces/Unit)	Dimensions (length x width x height)	Gross weight	Volume
4058075463202	Folding box 1	62 mm x 62 mm x 122 mm	42.00 g	0.47 dm <sup>3</sup>
4058075463219	Shipping box 10	319 mm x 133 mm x 138 mm	543.00 g	5.85 dm <sup>3</sup>

The mentioned product code describes the smallest quantity unit which can be ordered. One shipping unit can contain one or more single products. When placing an order, for the quantity please enter single or multiples of a shipping unit.

### References / Links

- For further products and actual information concerning LED lamps see [www.ledvance.com/ledlamps](http://www.ledvance.com/ledlamps)
- For Guarantee see [www.ledvance.com/guarantee](http://www.ledvance.com/guarantee)

### DISCLAIMER



Subject to change without notice. Errors and omission excepted. Always make sure to use the most recent release.

