

GOLD SURFACE

IP40 SURFACE DISTRIBUTION BOXES

Description: IP40 SURFACE BOX 3x12 (36) MOD. PE+N

Reference:

GPS36PT/RR

Characteristics:

Product type:	IP40 Surface distribution box 36 modules, transparent door and screwed neutral and earth bar
Exterior dimensions (Height x Width x Depth):	544x285x118 mm
Dimensions of the flush-fit gap (HxWxD):	-
Number of modules:	3x12 (36) DIN rail
Installation:	Surface
Color:	RAL 9003
Window:	Transparent
Weight (kg):	2,83
Cable entry:	Bottom: 1xM50/M40 4xM25/M20 5xM25/M16 - Rear: 2xM40/M32 4xM25 - Left: 2xØ27 1x(60x32) - Right: 2xØ27 1x(60x32)
Components:	Cable section: 12x(2,5-6 mm ²)+12x(4-10 mm ²)+1x(10-25 mm ²)+1x(16-35 mm ²)
Materials:	Halogen-free plastic materials. Base and frame: ABS
Lid-window-door material:	Tinted PC

Technical data:

Degree of protection:	IP40
Resistance to impact:	IK08
Glow wire resistance:	650 °C
Ball pressure test:	70 °C
Ambient temperature range:	-25 °C / +40 °C
Maximum operating voltage:	1000 V AC / 1500 V DC
Rated current:	125A
Double insulation:	Class II

Certificates and standards:

Directive:	2014/35/EU
Standards:	IEC 62208, IEC 61439-1
Certificates:	



Codes:

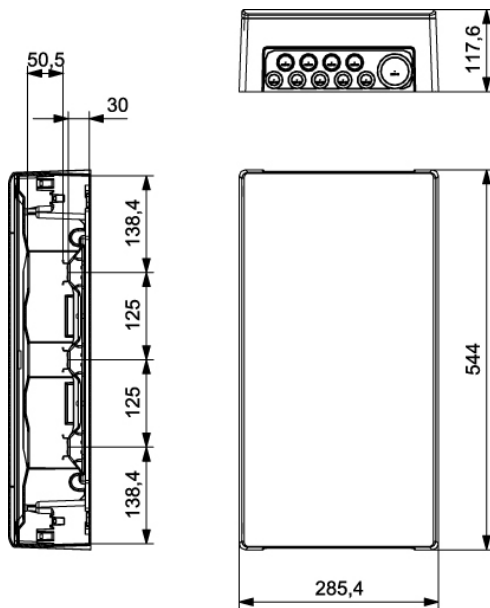
EAN:	8431044179612
Customs tariff number:	85.38.10.00
ETIM 8.0:	EC000214

GOLD SURFACE


IP40 SURFACE DISTRIBUTION BOXES


Description: IP40 SURFACE BOX 3x12 (36) MOD. PE+N


Reference: GPS36PT/RR



Detailed drawing:

 <http://www.ide.es/downloads/planos/pdf/GPS36PTRR.pdf>

 <http://www.ide.es/downloads/planos/dxf/GPS36PTRR.dxf>

 <http://www.ide.es/downloads/planos/stp/GPS36PTRR.stp>

Exterior dimensions (Height x Width x Depth):

544x285x118 mm

Dimensions of the flush-fit gap (Height x Width x Depth):

-

Sustainability:

RoHS - REACH

Supply:

Supplied in individual cardboard packaging. When several items are sent together, they are bundled together with transparent film.

Packaging units: 4

Product end of life:

It does not require specific recycling operations.

Recommended applications:

Tertiary and residential sectors. For use indoors, designed for surface installation. Flats, houses, offices, hotels, etc.